

# Compact Telehandlers

TF33.7-115EE, TF30.9-115EE

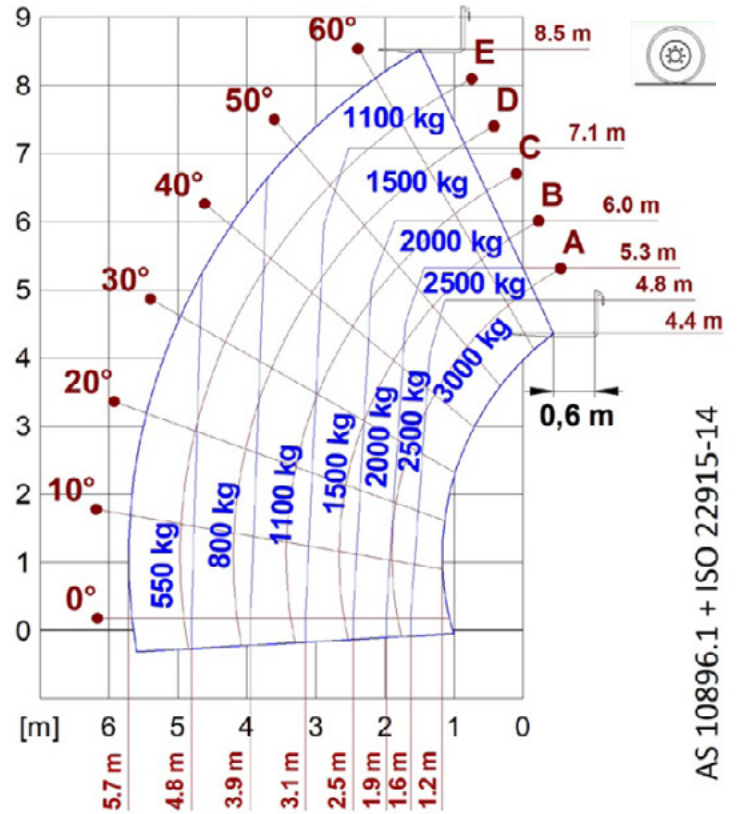
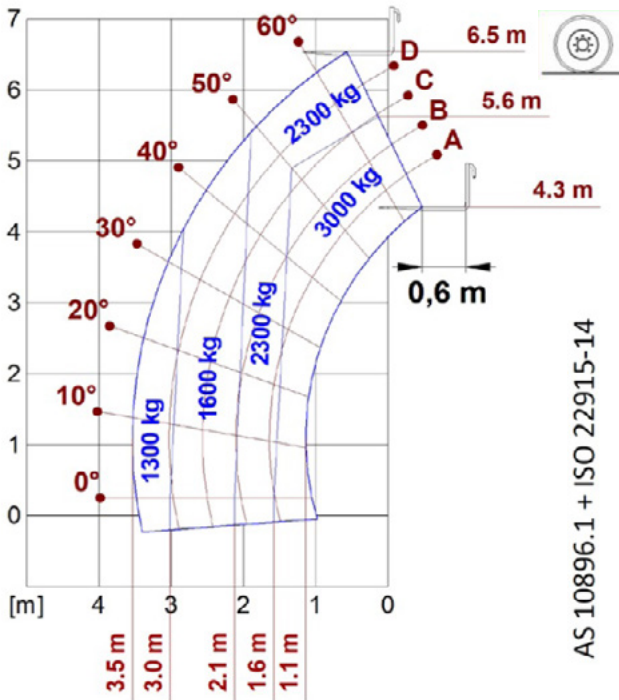




PERFORMANCE AND FEATURES	TF33.7-115EE	TF30.9-115EE	
<b>Performance</b>			
Total unladen weight (kg)	6600	7100	
Maximum capacity (kg)	3000	3000	
Lifting height (m)	6.5	8.5	
Maximum reach (m)	3.5	5.7	
Maximum operating height (m)	5.5	5.8	
Maximum operating reach (m)	1.4	1.8	
Capacity at maximum height (kg)	2600	1200	
Capacity at maximum reach (kg)	1350	650	
Lateral boom movement (mm)	-	-	
Tilting correction (%)	-	-	
Boom sections	2	3	
<b>PowerTrain</b>			
Turbo motor	DEUTZ TCD3.6	DEUTZ TCD3.6	
Displacement/cylinders	3600/4	3600/4	
Engine Power (kW/HP)	85/115	85/115	
Anti-pollution technology	TIER 3	TIER 3	
Reversible fan	●	●	
Maximum speed (km/h)	40	40	
Fuel tank (l)	85	85	
AdBlue tank (l)	-	-	
Hydrostatic transmission	● - 2V	● - 2V	
EPD	Plus	Plus	
Auto-revving joystick	●	●	
Axles - Reducers	Axial, Epicyclic	Axial, Epicyclic	
Machine brakes	Dry disc	Dry disc	
Automatic parking brake	●	●	
<b>Hydraulic</b>			
Hydraulic pump	LS+FS	LS+FS	
Flow rate/pressure (l/min - bar)	125-210	125-210	
Hydraulic tank	85	85	
Hydraulic outlet at the top of the boom	●	●	
Rear hydraulic outlets	○	○	
<b>Cab</b>			
Cab configuration	ECO	ECO	
ASCS Adaptive Stability Control System	Full	Full	
FOPS LIV II cab	●	●	
ROPS cab	●	●	
Cab commands	Electronic joystick	Electronic joystick	
Tilting Cab	-	-	
Reverse shuttle	Dual reverse	Dual reverse	
<b>Configuration</b>			
Cab suspension	-	-	
Boom suspension	○	○	
Suspension on axles	-	-	
Work headlights on cab	○	○	
Sun blind	○	○	
Tac-lock	●	●	
Provision for a platform	○	○	
Two floating forks	●	●	
Inching-Control	●	●	
Four-wheel drive	●	●	
Four-wheel steering	●	●	
Three steering modes	●	●	
Standard tyres	400/70-20	400/70-20	
Optional tyres	405/70-24, 400/70 24"	405/70-24, 400/70 24"	
Stabilisers	-	-	
Turret rotation	-	-	
Type approval as an agricultural tractor	-	-	
Approval with PNEUMATIC braking	-	-	
Approval with HYDRAULIC braking	○	○	
PTO	-	-	
3-point linkage	-	-	

- Not Available  
● Standard  
○ Optional

## Load charts

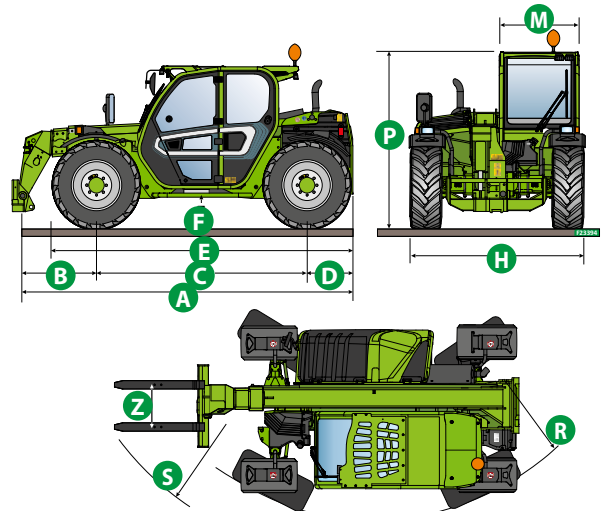


## Dimensions



	TF33.7 -115EE	TF30.9 -115EE	
A (mm)	4310	4330	
B (mm)	970	990	
C (mm)	2740	2740	
D (mm)	600	600	
E (mm)	3910	3910	
F (mm)	290	290	
H (mm)	2100	2100	
M (mm)	1010	1010	
P (mm)	2120 - 2020 <sup>(1)</sup>	2120 - 2020 <sup>(1)</sup>	
R (mm)	3930	3930	
S (mm)	4660	4660	
Z (mm)	850	850	

(1) L version



**Your Merlo dealer**

**TF33.7-115EE:**

MA00862 - VIN: D1002011 - SAV: D116291 - 19/04/2021

**TF33.7-115LEE:**

MA00863 - VIN: D1004294 - SAV: D13449A - 26/08/2021

**TF30.9-115EE:**

MA00860 - VIN: D1004873 - SAV: D139197 - 24/09/2021

**TF30.9-115LEE:**

MA00861 - VIN: D1003266 - SAV: D135298 - 30/08/2021

**MERLO GROUP AUSTRALIA PTY LTD**

27 Colin Jamieson Dve, Welshpool (Perth), WA 6106

Tel. (08) 9358 3110 - Fax (08) 9358 4110

120 Toongabbie Road, Girraween, NSW 2145

Tel. (02) 9688 0600

Tel:1300 657 325

[info@merloaustralia.com.au](mailto:info@merloaustralia.com.au)

[www.merlo.com](http://www.merlo.com)

