


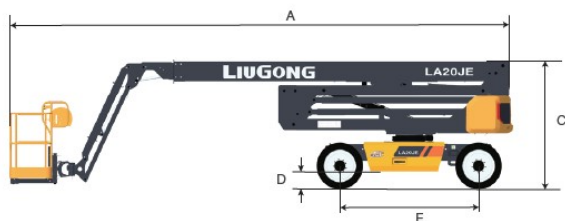


Standard Features

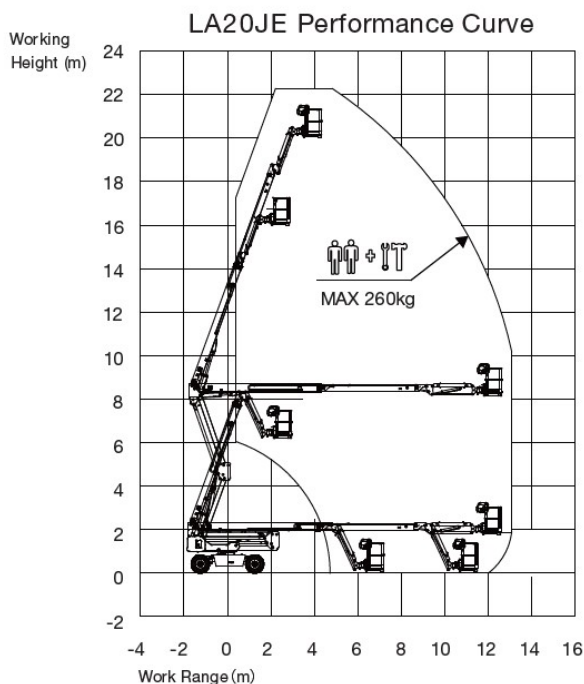
- Non-Marking Tyres
- LiFePO4 Lithium Battery
- Operator Overhead Protection

Working Height Max.	22.2 m (72'10")
Overall Lift Capacity Max.	260 kg (573 lb)
Overall Width	2.29-2.42 m (7'6"-7'11")
Overall Length	8.87 m (29'1")
Overall Weight	9,500 kg (20,943.9 lb)

LA20JE-Li
Electric Boom
Lifts Articulated



Unit: m



DIMENSIONS

Working Height Max.	22.2 m (72'2")
Platform Height Max.	20.2 m (66'3")
Turntable Tail Swing	0.72 m (2'4")
Max. Operating Range	13.2 m (43'4")
Maximum Crossing Height	8.3 m (25'3")
Turret Rotation	360° Continuous
Platform Size (LxWxH)	1.8 × 0.76 × 1.1 m (5'11" × 2'6" × 3'7")
A. Height (Stowed)	2.32 m (7'7")
B. Length (Stowed)	8.87 m (29'1")
C. Width (Stowed)	2.42 m (7'11")
D. Wheelbase	2.5 m (8'2")
Ground Clearance	0.31m (1')
Width (Transport)	2.29 m (7'6")
Turning Radius (Inside/Outside)	2.4 / 5.5 m (7'10" / 18'10")
Tire Size (Solid)	330 × 120-200 mm (1'1" × 5'-8')

PRODUCTIVITY

Overall Lift Capacity	260 kg (573.2 lb)
Platform Occupancy Max.	2
Gradeability	45 %
Drive Speed (Stowed)	5 km/h (3.1 mph)
Drive Speed (Raised)	0.6 km/h (0.37 mph)
Maximum Working Slope	X -5° / Y -5°
Platform Rotation	± 90°
Vertical Jib Rotation (Up/Down)	- 65° ~ + 70°
Drive Steering Type	4WD x 2WS

POWER

Battery	LiFePO4 48 V / 460Ah
Charger	48 V 60 A
Lift Motor	32 VAC / 10 kW
Drive Motor	32 VAC / 3.3 kW
Hydraulic Tank Capacity	93 L (24.6 gal)

WEIGHT

Overall Weight	+1' " " kg (20,943.9 lb)
----------------	--------------------------

Access Service Australia & New Zealand

Head Office: 71 Bradman St Acacia Ridge QLD 4110
 T: AU 1300 272 111 / NZ 0800 272 112
 E: sales@accessservice.com.au

02/2025 Access Service



accessservice.com.au